

POLY- SPECTRUM- 8/V

digital ECG system
for large animals







Strong legs help the horse to be the first at finish. A healthy heart is the guarantee of constant winning. Look inside the heart of the horse and you will see what it is up to!

WHY USE ECG IN HORSES?

During the training, the heart of a healthy sport horse experiences serious stress that might affect the animal. Even the slightest cardiac dysfunction will immediately result in poor performance of the horse. The electrocardiogram allows monitoring heart activity, detecting heart problems, and helps to manage them promptly.

Moreover, it is well known that horses with enlarged hearts show the most incredible results at the race. ECG is not only a tool for determining such animals but it also ensures effective continuous work for improving their inherent abilities.

PRODUCT DESCRIPTION

Poly-Spectrum-8/V is a smartphone-sized device that can be simply connected to the computer via USB interface.

The system can record ECG in large animals from the standard (I, II, III) and augmented leads (aVR, aVL, aVF) as well as from the horse-specific “base-apex” and Y leads.

Poly-Spectrum-8/V is supplied with the reusable peripheral plate electrodes featuring long cable which makes the recording of ECG in large animals more convenient.

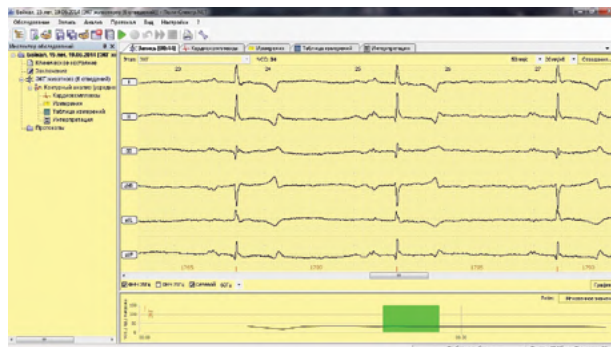
The included software ensures excellent noise reduction due to the particularly created digital filters.

The software also features automatic QRS detection and calculation of temporary parameters. The algorithm adapted to the aspects of ECG in horses is applied here.

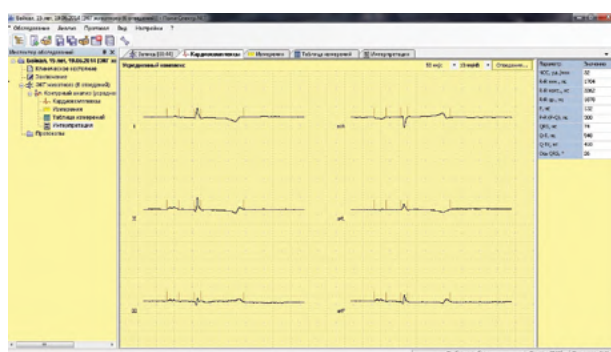
Poly-Spectrum-8/V allows not only short-term ECG recording but is suitable for long-term cardiac monitoring during surgery and post-surgery rehabilitation.

This system makes it possible for the ECG specialist to apply widely known methods of computer-aided ECG analysis used mainly in humans for the horse: heart rate variability, ventricular late potentials, QT dispersion analyses, and exercise stress test.

EXAMINATIONS

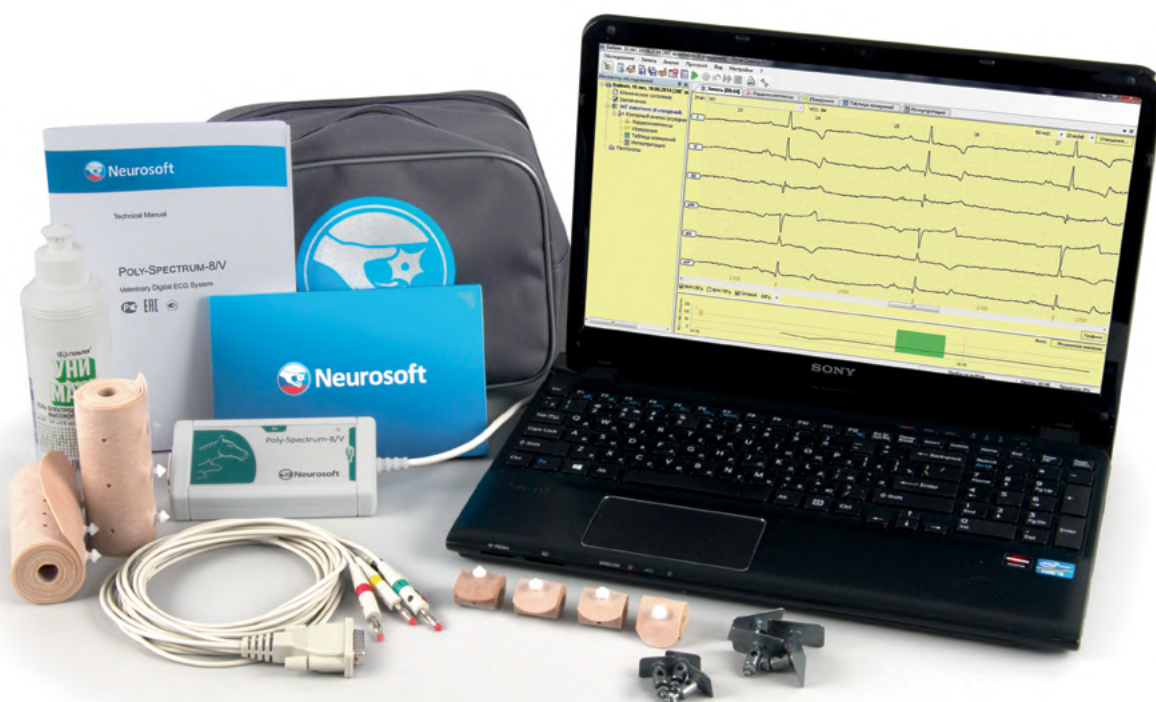


ECG of the horse



ECG of the horse. Averaged QRS complexes with automatic interval measurement

DELIVERY SET



- Poly-Spectrum-8/V electronic unit
- 4-lead ECG cable (6 m)
- Reusable peripheral plate electrode for limb (30×20 mm) (4 pcs.)
- Rubber belt for ECG electrode fixation on chest (2 pcs.)
- Rubber tape for ECG electrode fixation on limb (300×25 mm) (4 pcs.)
- Plastic button to fix rubber belt (8 pcs.)
- Electrode gel Unimax (250 g)
- Technical and user manuals
- Software
- Transportation bag